



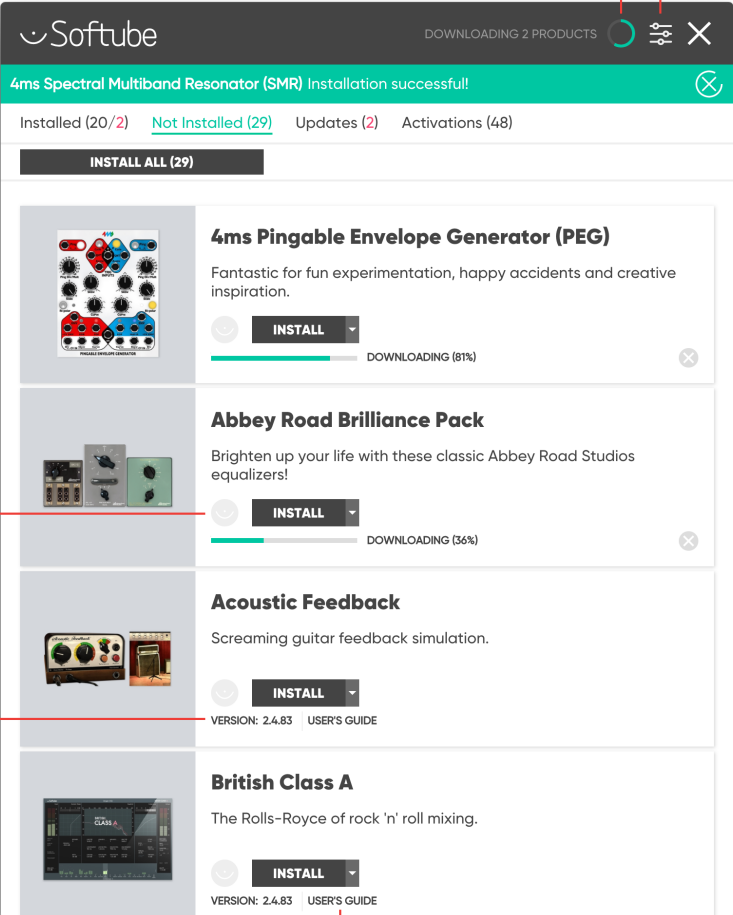
# SOFTUBE CENTRAL

**USER MANUAL**

Rev. Mar 26, 2019

**Welcome to Softube Central!** Here you'll be able to manage installations and activations of Softube plug-ins. Softube Central is configured by default to manage the installations and activations automatically. If you have several workstations and want to manage it manually, you can activate the option in the Settings.

## User interface



The screenshot displays the Softube Central interface. At the top, a dark header shows the Softube logo, a progress indicator for "DOWNLOADING 2 PRODUCTS", and icons for settings (1) and a close button (2). Below the header, a green notification bar states "4ms Spectral Multiband Resonator (SMR) Installation successful!". A navigation bar shows "Installed (20/2)", "Not Installed (29)", "Updates (2)", and "Activations (48)". A button labeled "INSTALL ALL (29)" is visible. The main content area lists four plug-ins:

- 4ms Pingable Envelope Generator (PEG)**: Description: "Fantastic for fun experimentation, happy accidents and creative inspiration." Status: "INSTALL" button, "DOWNLOADING (81%)" progress bar, and a status icon (3).
- Abbey Road Brilliance Pack**: Description: "Brighten up your life with these classic Abbey Road Studios equalizers!" Status: "INSTALL" button, "DOWNLOADING (36%)" progress bar, and a status icon (3).
- Acoustic Feedback**: Description: "Screaming guitar feedback simulation." Status: "INSTALL" button, "VERSION: 2.4.83" and "USER'S GUIDE" links (4).
- British Class A**: Description: "The Rolls-Royce of rock 'n' roll mixing." Status: "INSTALL" button, "VERSION: 2.4.83" and "USER'S GUIDE" links (5).


On the right side, a legend identifies the numbered callouts:

1. Status icon
2. Settings
3. Product status icon
4. Version
5. User's guide

### Status icon

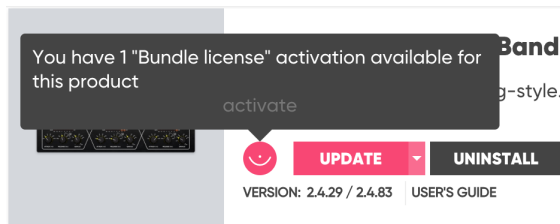
Status icon at the top right corner will inform you of the status of the Softube Central. In case it shows “Disconnected”, please check your internet connection or restart the daemon application from the Softube Central settings.

### Settings

Settings can be entered by clicking on the  icon at the top right corner.

### Product status icon

Hovering over the Product status icon will inform of the status of the available licenses.



### Version

You can see the version of the plug-ins installed and the latest available version at the bottom of every product lane.

### User's guide

You can access the user's guide from the product lane as well.

Note: for your convenience, Softube Central detects all available licenses on your ilok account automatically and will prompt you to uninstall products that you don't have licenses for.

## Settings

**Version** shows the version of the Softube Central installed.

**Account details** section shows the registered email, user's name and the country.

**PACE details** section shows the status of the backend connection, the version of the daemon installer and PACE version used.

**Current locations** shows the ilok or machine based locations that are currently available.

**Licenses** section includes a switch with **Auto Activate** mode. If set to Auto mode, the Softube Central will activate the licenses automatically after plug-in installation. If set to Manual mode, the Activations tab will appear where you'll be able to manage the license activations manually.

The Activations tab will show the available activations and locations where the license was activated.

Note: in case the location is unavailable the Softube Central will grey out the location and mark it as unavailable. If it shows the ilok location as unavailable with ilok plugged in, please check if the latest ILOK drivers are installed.

## Softube Central in use

After Softube Central installation please launch it from the Applications folder on your Mac computer. It will start automatically on PC.

Please follow the instructions on additional installations the Softube Central requires. When the installations are completed, go to Not Installed tab and click Install All button, Softube Central will install all purchased plug-ins and the plug-ins with active 20-day DEMO activations.

Softube Central will install and activate the plug-ins for you. Now you can close the Softube Central and make some music!

---

Note: it's helpful to run Softube Central once in a while to check if any updates are available.

---

---

Note: Softube Central public beta version doesn't have the update license functionality yet. We are working on it. Please handle the license update through the iLok manager.

---

